

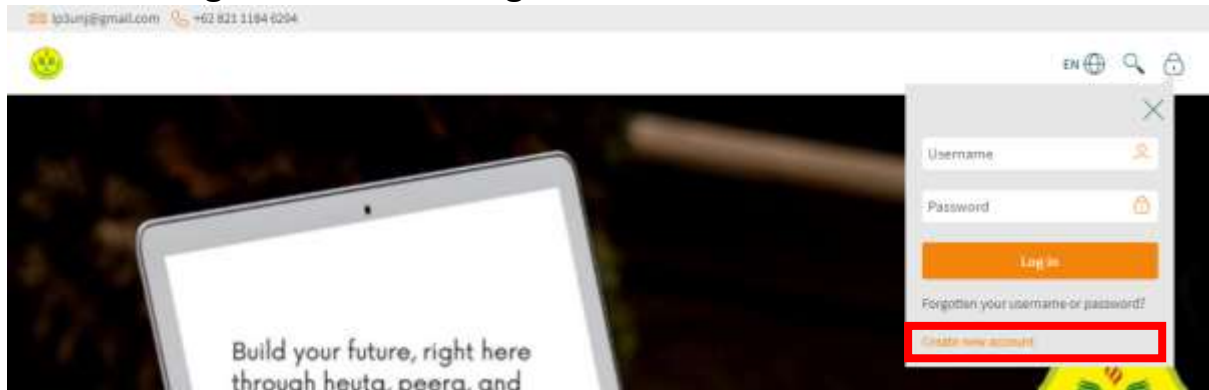
# BUKU PANDUAN LMS UNJ UNTUK MAHASISWA



BUKU PANDUAN LMS UNJ  
[HTTP://ONLINELEARNING.UNJ.AC.ID](http://onlinelearning.unj.ac.id)  
————— 2021 —————

## A. DAFTAR/BUAT PENGGUNA BARU

1. Klik Ikon gembok untuk Log in / Masuk lalu **Create New Account**



2. Silahkan isi form yang tersedia dengan benar

A screenshot of the "New account" registration form. The form is titled "New account" and includes a "Collapse all" button. It is divided into two sections: "Choose your username and password" and "More details". The "Choose your username and password" section contains a "Username" field, a "Password" field, and a password requirement note: "The password must have at least 6 characters, at least 1 digit(s), at least 1 lower case letter(s), at least 1 upper case letter(s)". The "More details" section contains an "Email address" field and another "Email" field. The form is styled with a light gray background and includes a logo at the top left.

Kolom yang **bertanda merah** merupakan kolom yang wajib diisi

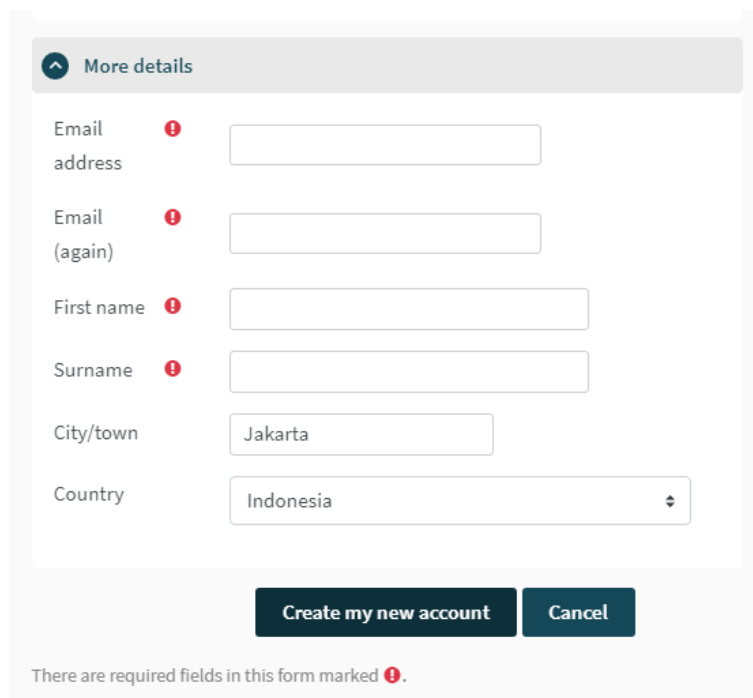
4. Setelah semua form terisi, silakan klik "Buat keanggotaan baru"

**Nama Pengguna:** tanpa spasi

**Password:** Minimal 8 Karakter, Memuat 1 Huruf kapital dan 1 Angka

**Email:** menggunakan email mahasiswa unj "**@mhs.unj.ac.id**"

4. Setelah semua form terisi, silakan klik "**Buat keanggotaan baru**"



The screenshot shows a registration form titled "More details" with a back arrow icon. The form contains the following fields:

- Email address: A text input field with a red exclamation mark icon to its left.
- Email (again): A text input field with a red exclamation mark icon to its left.
- First name: A text input field with a red exclamation mark icon to its left.
- Surname: A text input field with a red exclamation mark icon to its left.
- City/town: A text input field containing the text "Jakarta".
- Country: A dropdown menu showing "Indonesia" with a downward arrow icon.

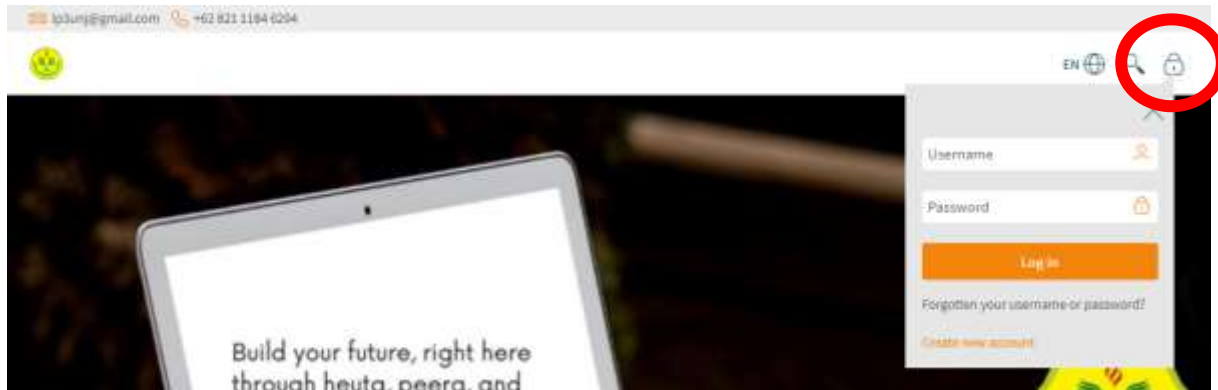
At the bottom of the form, there are two buttons: "Create my new account" (dark blue) and "Cancel" (light blue). Below the buttons, a message reads: "There are required fields in this form marked ⓘ."

5. Anda akan menemui **halaman error**, tapi **jangan panik**

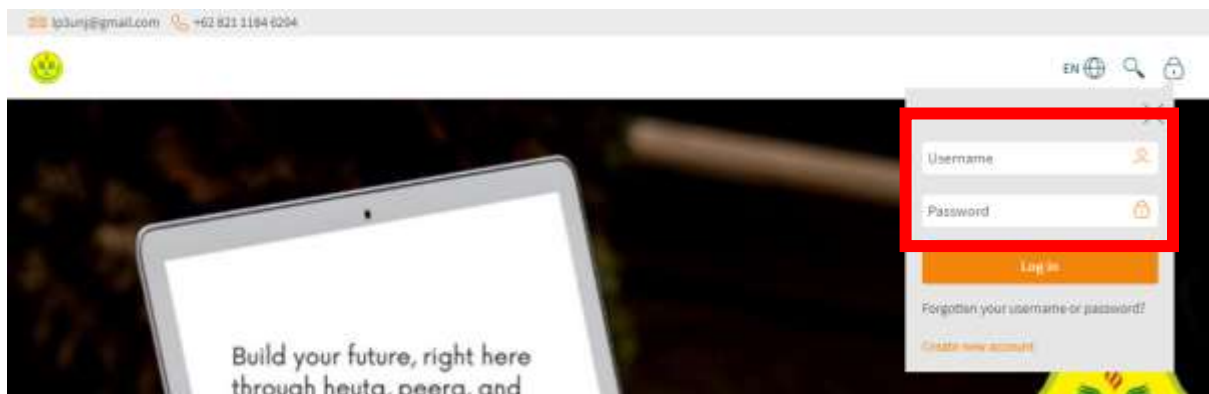
6. Klik lanjut dan tunggu hingga **admin LMS menyetujui pendaftaran anda**

## B. MASUK/LOGIN MAHASISWA

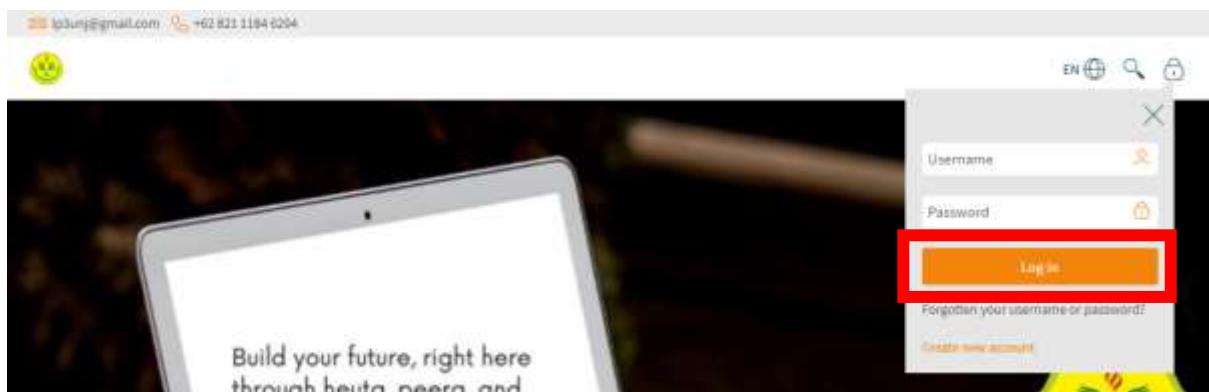
1. Klik Ikon gembok untuk Log in / Masuk lalu **Create New Account**



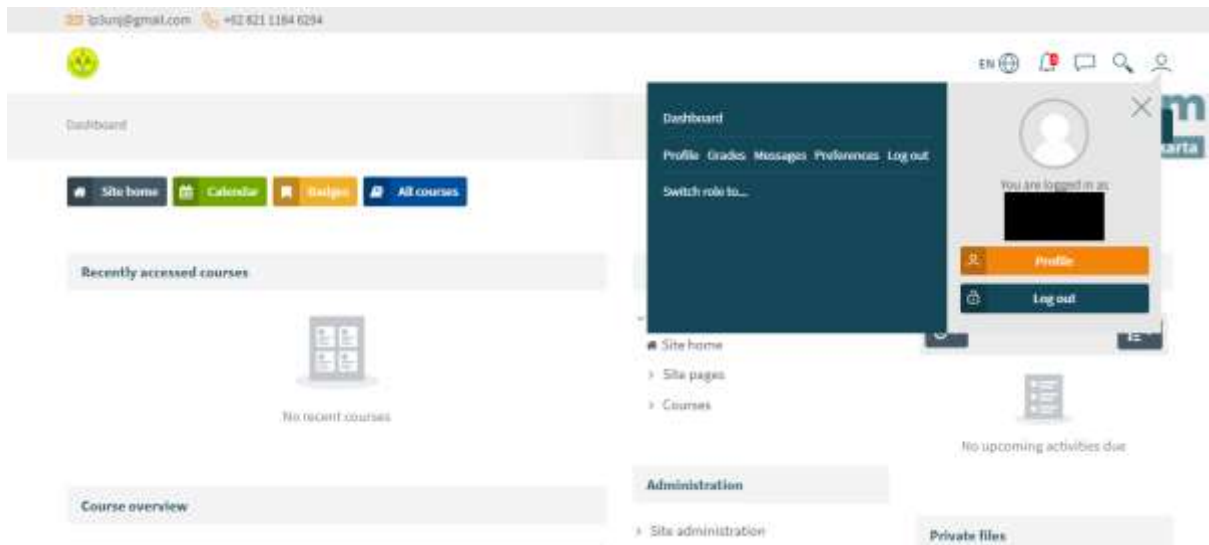
2. Silakan isi form login sesuai dengan data yang sudah anda daftarkan



3. Klik masuk jika semua form sudah terisi dengan benar




#### 4. Selamat anda sudah berhasil masuk



5. Jika anda **belum berhasil masuk**, silakan **tunggu hingga admin LMS menyetujui pendaftaran Anda**, kemudian silakan ulangi langkah-langkah diatas

## C. CARA BERGABUNG KE MATA KULIAH

1. Setelah anda masuk, silakan cari nama dosen atau nama mata kuliah anda dengan cara mengklik ikon kaca pembesar



Dashboard > Courses > Search > TEKNOLOGI

Search results: 32

Show all 32

**Selamat Datang Di Online Course**  
Kawasan Penelitian Teknologi Pendidikan  
Program S2

**(SPADA) Kawasan Penelitian Teknologi Pendidikan**

Enrolled students: No students enrolled in this course yet.

Category: Teknologi Pendidikan

Enter this course

**Navigation**

- Dashboard
- Site home
- Site pages
- Courses

**Administration**

- Site administration

2. Pastikan course yang anda pilih benar



**Selamat Datang Di Online Course**  
Bahasa Indonesia  
Program S1

**Bahasa Indonesia (Asep Supriyana, Sistem dan Teknologi Informasi)**

Teacher: Asep Supriyana UNJ  
Enrolled students: 7  
Category: Bahasa Indonesia

Enter this course

**Selamat Datang Di Online Course**  
Bahasa Indonesia  
Program S1

**Bahasa Indonesia (Miftahulkhairah Anwar, Teknologi Pendidikan)**

Teacher: Miftahulkhairah Anwar UNJ  
Enrolled students: 24  
Category: Bahasa Indonesia 114

Enter this course